



BOWEN'S WHARF COMPANY


13 BOWEN'S WHARF • PO BOX 60 • NEWPORT, RI 02840 • TEL 401.849.2243 • FAX 401.849.4322 • WWW.BOWENSWHARF.COM

October, 30, 2024

Coastal Resources Management Council
Stedman Government Center, Suite 3
4808 Tower Hill Road
Wakefield, RI 02879-1900

To whom it may concern:

Bannisters Wharf Company, Inc. has no objection to the application of Bowen's Wharf Co., Inc. file number 2024-05-037, as of the revised date of October 8, 2024, on the plans prepared by Kenneth W. Anderson, registered professional engineer.

Name: 
Title: President
Company: Bannisters Wharf Co.
Date: 10/31/2024





brick surface
(typ u.n.o)

+ T.O.D ELEV
+5.7' MLW

BOWEN'S WHARF
(seasonal, assessor, or temporary
structures not shown for clarity)

Cut three (3)
existing piles
(NW, NE, SE) at
elev +4.8' MLW
(to = top of
deck at elev
+6.8' MLW

timber sheetpile cap (partial)

2' (proposed)

11'- 8" (extg deck)

3"x12" joist (typ)

18 sf new
deck addition

(2) 10"x12"

pile caps

(5) 3"x12"
joist

(1) 10"x12" joist

Proposed
T.O.D ELEV+6.8' MLW
(+3.3' MHW)
(extg elev + 0.5')
(2x8 decking, railing,
not shown for clarity)
Transition deck elev to
brick surface elev

One (1)
new 12"φ
timber pile
top elev +4.8' MLW

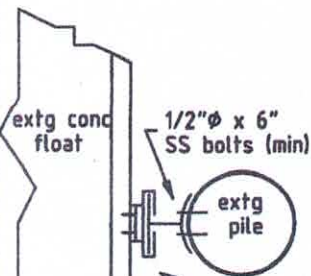
NEWPORT
HARBOR

Relocated
8' x 20'
conc float
and 4' x 18'
alum ramp
w/ two (2)
new SlideMoor
SM-FDB-24-Y12
Floating Dock
Brackets at (2)
existing piles
(see detail)

brick surface
(typ u.n.o)

CRMC File
91-3-6

Plat 24
Lot 342



SlideMoor FDB Detail (nts)
SlideMoor SM-FDB-24-Y14
(See sht. 7 of 7)

PROPOSED PLAN VIEW

Approx Prop Line
per "Existing Conditions Site Plan"
by So County Survey Co, 1/25/24

0 5
Feet

KENNETH W. ANDERSON



REGISTERED
PROFESSIONAL ENGINEER

BOWEN'S WHARF Pier/Ramp Repairs

Bowens Wharf Co Inc
13 Bowens Wharf
Newport, RI 02840

Rev.
10/8/24

by KWA

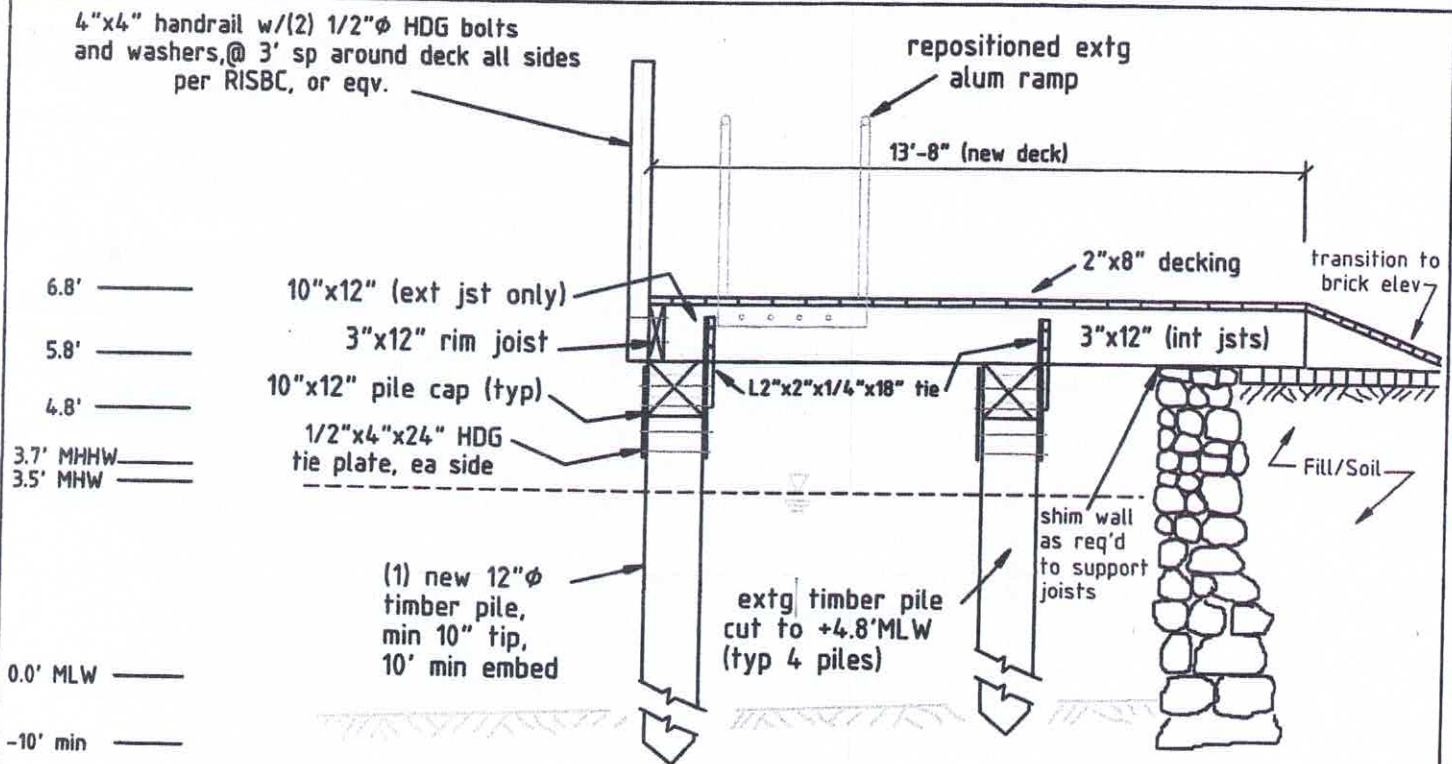
scale NOTED

date 4/10/24

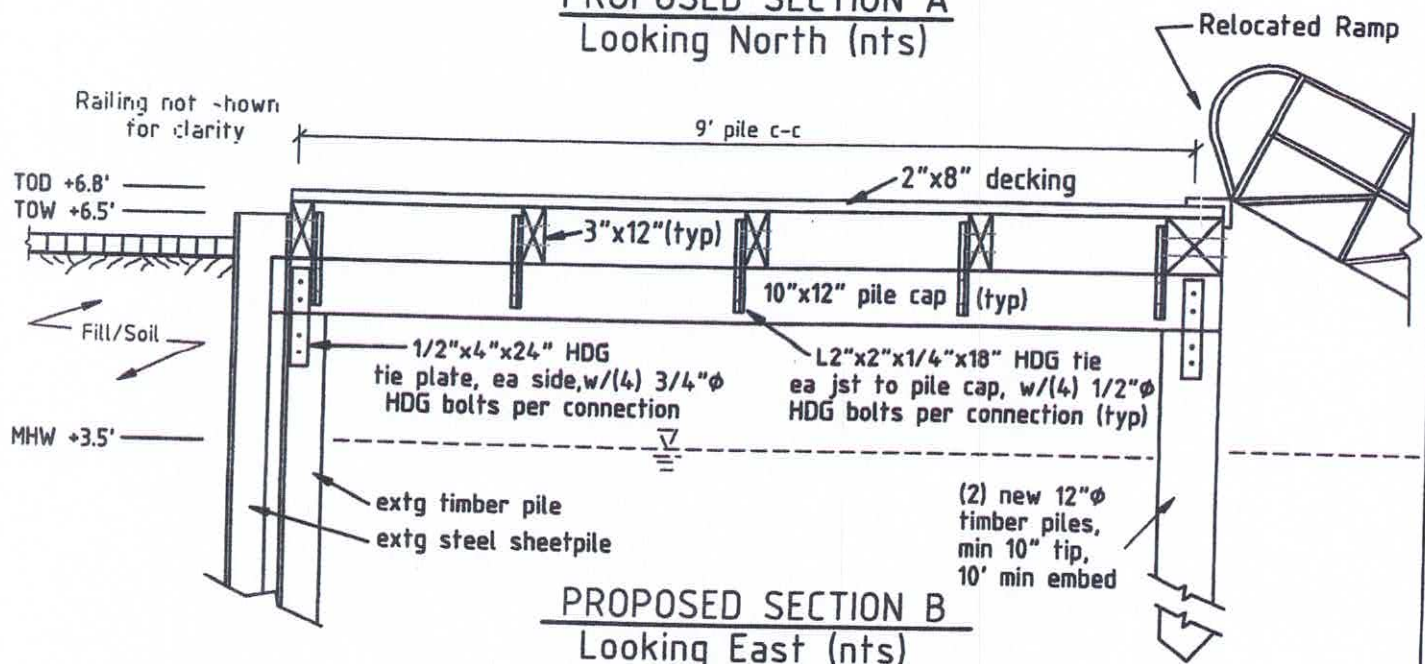
sheet

Received
10/31/2024

Coastal Resources
Management Council



PROPOSED SECTION A
Looking North (nts)



PROPOSED SECTION B
Looking East (nts)

KENNETH W. ANDERSON

No. 5063

REGISTERED
PROFESSIONAL ENGINEER


BOWEN'S WHARF Pier/Ramp

Bowens Wharf Co Inc
13 Bowens Wharf
Newport, RI 02840

Received

10/31/2024

Coastal Resources
Management Council

Rev. 
10/8/24

by KWA scale NTS date 4/10/24 sheet 6 of 7


MATERIAL/HARDWARE NOTES:

1. UNLESS NOTED OTHERWISE, ALL TIMBER MATERIAL SHALL BE SOLID SAWN LUMBER (S4S) SOUTHERN YELLOW PINE GRADE NO. 1 OR BETTER IN ACCORDANCE WITH THE TIMBER PRODUCTS INSPECTION BUREAU GRADING RULES. PILES SHALL BE SYP CLASS "B" W/STEEL DRIVING TIPS.
2. ALL TIMBER MATERIAL USED SHALL BE TREATED WITH CCA PRESERVATIVE SUFFICIENT FOR MARINE CONSTRUCTION (MIN. RETENTION 2.5 PCF FOR PILES. MIN. 0.6 PCF FOR ALL OTHERS.
3. BRUSH APPLY TWO (2) COATS OF WOOD PRESERVATIVE TO SURFACE OF PRESERVATIVE TREATED MATERIALS WHICH HAVE BEEN FIELD CUT, DRESSED, OR DRILLED.
4. ALL HARDWARE INCLUDING NAILS, SCREWS, BOLTS, NUTS, AND WASHERS SHALL BE HOT-DIPPED GALVANIZED (HDG) STEEL, OR STAINLESS STEEL (TYPE 316).
5. ALL BOLTS SHALL BE ASTM A307 OR BETTER.
6. ALL CONNECTION BOLTS SHALL BE ACCOMPANIED BY APPROPRIATELY SIZED NUTS AND WASHERS.
7. NAILS SHALL BE STAINLESS STEEL W/ ANNULAR RINGED BARBED THREADS.
8. ALL CONNECTION HARDWARE SHALL BE HOT DIPPED GALVANIZED (HDG) 3/4"Ø BOLTS WITH MIN 2" X 1/4" WASHERS AND HEX BOLTS.
9. 3"x12" STRINGER "LAP SPLICES" (2' OVERLAP) SHALL REQUIRE MIN (4) 3/4"Ø HDG BOLTS PER SPLICE, MIN 3" EDGE DIST
10. OVERDRILL ALL BOLT HOLES BY 1/16".
11. ATTACH 2 X 8 DECKING WITH MIN (3) SS NO. 10 SCREWS PER STRINGER.


Received
10/31/2024
Coastal Resources
Management Council

GENERAL CONSTRUCTION NOTES:

1. ALL WORK SHALL CONFORM TO THE STANDARDS AND REQUIREMENTS AS SHOWN IN THESE PLANS.
2. ALL WORK SHALL COMPLY WITH FEDERAL, STATE, AND LOCAL LAWS AND STATUTES AND THE REQUIREMENTS AND CONDITIONS OF ANY REGULATORY PERMITS ISSUED FOR THE WORK.
3. ALL WORK SHALL STRICTLY ADHERE TO ALL STIPULATIONS CONTAINED IN RICMC MAINTENANCE PERMIT.
4. THE CONTRACTOR SHALL BE RESPONSIBLE FOR BRINGING ALL ELEMENTS OF THE PROJECT INTO CONFORMANCE WITH THESE PLANS AND SPECIFICATIONS. ANY DEVIATION FROM THESE APPROVED PLANS SHALL BE SUBMITTED IN WRITING TO THE ENGINEER FOR APPROVAL AND PERMIT MODIFICATION.
5. ALL OSHA SAFETY REGULATIONS ALL TO STRICTLY ADHERED TO. METHODS OF CONSTRUCTION AND ERECTION OF STRUCTURAL MATERIAL ARE THE RESPONSIBILITY OF THE CONTRACTOR.
6. THE CONTRACTOR SHALL BE RESPONSIBLE FOR TRANSPORTING ALL EQUIPMENT, PERSONNEL, AND MATERIALS ASSOCIATED WITH THE PROJECT TO/FROM THE SITE AS NEEDED DURING THE DURATION OF THE PROJECT.
7. THE CONTRACTOR SHALL MAINTAIN STRICT IN-WATER TURBIDITY CONTROLS CAUSED BY REMOVAL OF EXISTING STRUCTURES AND INSTALLATION OF THE NEW STRUCTURES.
8. TIMBER PILE EMBEMENT DEPTHS SHOWN ON THE PLANS SHALL BE THE MINIMUM. IF REFUSAL IS ENCOUNTERED PRIOR TO MINIMUM, THE ENGINEER SHALL BE CONTACTED FOR APPROPRIATE RESOLUTION.



24" SlideMoor FDB				
Item #	SM-FDB-24-Y08	X		8'
	SM-FDB-24-Y10	X		10'
	SM-FDB-24-Y12	X		12'
	SM-FDB-24-Y14	X		14'
	SM-FDB-24-S08	-	X	8'
	SM-FDB-24-S10	-	X	10'
	SM-FDB-24-S12	-	X	12'
	SM-FDB-24-S14	-	X	14'



SlideMoor Floating Dock Bracket, 24" Slide, 12' Y-Beam Track

KENNETH W ANDERSON



REGISTERED
PROFESSIONAL ENGINEER

BOWEN'S WHARF Pier/Ramp Repairs

Bowens Wharf Co Inc
13 Bowens Wharf
Newport, RI 02840

Rev.
10/8/24

by KWA scale N/A date 4/10/24 sheet 7 of 7