

RECEIVED
AUG 19 2023
COASTAL RESOURCES
MANAGEMENT COUNCIL

Photo 2: Steel monopile supported concrete mooring dolphin MD3.
(Typical configuration for MD1, MD2, MD3 & MD4)




Photo 1: Northern abandoned timber supported concrete mooring dolphin.





Photo 4: Northern timber catwalk.



Photo 3: Steel monopile breasting dolphin M3.
(Typical configuration for M1, M2, M3 & M4)

RECEIVED
AUG 19 2023
COASTAL RESOURCES

Photo 6: Southern abandoned timber supported concrete mooring dolphin.




Photo 5: Northern steel catwalk.





Photo 8: Steel monopile breasting dolphin M5.
(Typical configuration for M5 & M6)




Photo 7: Steel monopile supported concrete mooring dolphin MDS.
(Typical configuration for MD5 & MD6)

RECEIVED
AUG 19 2025
COASTAL RESOURCES
MANAGEMENT COUNCIL

Photo 10: Southern steel catwalk.




Photo 9: Southern timber catwalk.




Photo 12: Hose tower platform.



Photo 11: Property marker pile.
(Typical configuration)



RECEIVED
AUG 19 2023

Photo 14: Barge gangway platform.



Photo 13: Barge hose platform.



Photo 16: Northern steel pipe rack.



Photo 15: Southern steel pipe rack.



RECEIVED
AUG 19 2023
COASTAL RESOURCES
MANAGEMENT COUNCIL

Photo 18: Boat ramp and floating dock pile guide.



Photo 17: Boat ramp and floating dock.



